



www.midstatesjeepster.com

- Organized 1966 -

Midstates Jeepster Association Newsletter

November 2017



Roger & Linda Woods getting rodeo instructions



Morris Quillin's new wheels attracts a lot of attention



Happy Trails

Who's Good Looking Jeepster?

pg.3



PRESIDENT

Al Eichenberg
2886 Private Drive
517-740-3284
Pleasant Lake, MI 49272
aleichenberg@aol.com

VICE PRESIDENT

Sandy Olson
11077 Darby Lane
Machesney Park, IL 61115
815-978-1348
sandywo63@gmail.com

SECRETARY - TREASURER

Barb Conrad
7721 Howick Rd.
Celina, OH 45822
419-305-4355
gconrad@bright.net

NEWSLETTER EDITOR

WEBMASTER

Gary Conrad
7721 Howick Rd.
Celina, OH 45822
419-953-0125
gconrad@bright.net

HISTORIAN

Wendy Goeckner
1829 Mid Court Drive
Bourbonnais, IL 60914
815-351-3497
woohoopepper@hotmail.com

MERCHANDISE SALES MGR.

Morris Quillin
1104 West Louise
Grand Island, NE 68801
308-390-1314
jnmquillin@gmail.com

TECHNICAL ADVISOR

Dominick Raymond
32310 E. 900 North Rd.
Chartsworth, IL 60921
815-635-3828
sewing04@outlook.com

ATTENTION MJA MEMBERS

On June 10, 2017 at the Colorado Spring Meet the Governing Board of Directors voted to increase the annual membership dues \$5.00 to \$30.00 per year. The last time our dues were increased was in 1995 when they were \$15.00 and increased to \$25.00.

On September 8, 2017 at the New Ulm, MN Fall meet the Governing Board of Directors voted to offer a choice on how members can receive the monthly newsletter. Aside from receiving the newsletter by regular mail the Secretary shall offer the members the option to receive the newsletter by electronic email.

The e-newsletter will contain color everywhere it is used unlike the print publication (only front page). This will include advertising ads, color for sale ads, all color photos of meet activities. Other advantages would be that the snowbirds will not have to make arrangements to forward the newsletter, for your spouse there will be no more old newsletters laying around your easy chair anymore! ! And your newsletters will be in one locationon your computer.

Please select how you wish to receive your newsletter by checking the proper box on your renewal notice and returning it to our Secretary with your payment.

Barb
Secretary/Treasurer

MEMBERS SHARING



Pat Hughes with his '48 Jeepster & winners trophy

BGV Motorsports

Like This Page · October 5 · 🌐

Congratulations to Fox Lake's 1st/3rd/5th Thursday Night Cruise In Top Vehicle Award winner, Pat, for his 1948 Willys Jeepster! A big thank you goes out to the Kodiak Automotive Team (Chad, Sheila and Bob) for supporting a great Cruise Night Series for the second season running, along with food each week by Cuda's Bar & Grill - Official

Special "Thanks" to Linda Woods for finding Pat's photo on Facebook. We've missed them at the last several meets.

WISHES FOR A SPEEDY RECOVERY

Response from my inquiry on Shirley's recovery



Hi Gary

She is back at Vermilion, OH. The surgery she had didn't heal and opened up, so she had to go back to Cleveland and have the incision re stitched. This time instead of staples. We hope this works. This all started from the dialysis she had in Dundee MI. June 4 2017 hopefully she gets Home for Christmas.

Thanks Larry & Pat

Please send correspondence to:
Shirley Wozniak
PO Box 145
Vermilion, OH 44089

Who's good looking Jeepster ?



The beautiful silver Jeepster belongs to Dirk & Gloria Aissen Rockton, IL. Powered by a well dressed Olds F85 V6 engine. Looking closer, the Oldsmobile engine seems to be quite rare. The air cleaner label which reads: "Oldsmobile F-85 Econ-O-Way V6" these engines were only available in the 1964 and 1965 f-85's. The engines were 225 CI with a 1 barrel Rochester carburetor. I'm guessing, but I think Dirk might have re-worked the engine!



Hosts: Ralph & Donna Machemehl & Karen Smith



Ralph with elbow warmers for Winter Jeepster outings



Taking a break



Enjoying a box lunch at Minneopa State Park



Roger Woods/Ted Chesney solving a mind teaser



Sandy Olson bartending at the Rathskeller



Barb Chesney & Dick Douglas making sure the Minnesota Gold Dollars are real



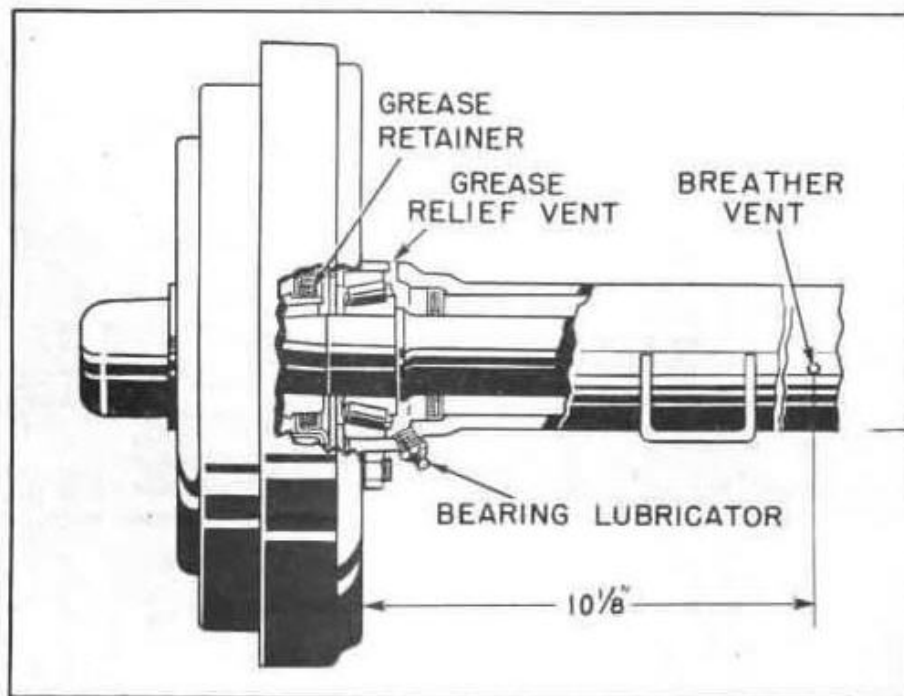
Wendy Goeckner displays her Ball & Jacks skill

M
O
R
E

F
A
L
L

M
E
E
T

P
H
O
T
O
S



Hi Fellas:

THE OTHER DAY Bill, one of our regular customers came in for an oil change and a grease job. Well we got to talkin' and he told me some yarns about his time in the Navy way back in the first World War.

Bill was tellin' me how they used to gripe 'bout all the polishing that hadda be done on board ship. Now he kinda figures that was the best safety precaution they had. Old Bill was a stoker on one a them old four stackers an' said neglecting to keep everything polished up could getta guy put in irons. For one thing down in the stoke-hole, not keepin' the safety valve clean might even blow up the ship!

Well sir - just about then I got to think-in' that this is pretty much like greasing one of our cars. Now we sure can't polish the grease fittings under a car, but, wip-in' road dirt off 'em before you lube is pretty important too.

Just as a fouled safety valve could blow up a ship, a dirty and plugged vent opening on a rear wheel bearing could cause a car to be wrecked. This vent or grease relief hole, is located in the rear axle housing directly above the bearing lubricator. I made a drawin' of them so you'd see exactly where they are.

When that important little vent is packed tight with dirt you can't tell when the bearing chamber is filled. Then a guy's

likely to force some extra grease in past the grease retainer. When the lubricant can't come out through the vent, which is really a safety valve, then the extra is forced past the retainer and works its way on to the brakes. You know how much trouble that can mean.

It seems like a little thing but see—it's really important! Always be sure to clean out that vent before you lubricate the bearing. A small nail or piece of wire does the trick. When that vent's clean be sure to check the rear axle breather hole. You can find it on the back of the left axle tube about ten inches in from the wheel flange and it's just a little below the center line of the axle tube. Breather vents are important too and must be kept open.

Remember fellows it's the little things that make a big difference on a battle-ship or in a good service department.

Be seein' ya.

Yer fren,

Willy

Willy

B-14. Rear Wheel Bearings

The rear wheel bearings are equipped with lubrication fittings with a vent opening through the housings above each fitting as shown in Fig. 294. Use a hand compressor and wheel bearing grease, forcing the grease through each lubrication fitting until it flows from the vent. Vent should be kept clear of obstruction or grease will back up into the brakes. Do not add grease after it flows from the vent for it may be forced through the wheel keyway onto the outside of the wheel and possibly onto the brake linings.

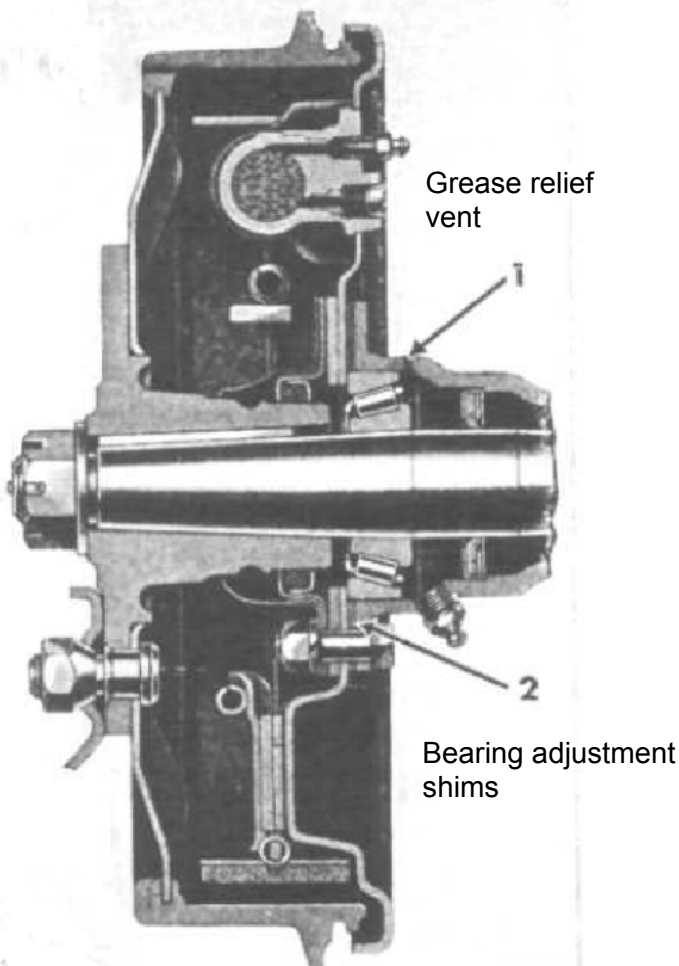


FIG. 294—REAR WHEEL HUB AND BEARING

I brought to your attention this item that I feel is very important and could be easily overlooked when servicing your Jeepster. I've been involved with Jeepster clubs for many many years and never heard about the axle vent or bearing relief vent in any *Jeepster discussions*.


When driving in Jeepster outings no one has had rear axle or differential trouble.....until last month. While in a caravan a member's Jeepster experienced some type of a differential problem. The differential, axle, and brake drum assembly became very hot, started to smoke and lost it's gear lube. The Jeepster could not be driven any further.

I do not know the exact reason of the failure, but it did open up discussion about the possible cause. The axle vent and grease relief vent became a popular area of suspicion.

I hope this tech item may help to give you many more *Happy Jeepstering* miles!

Garry

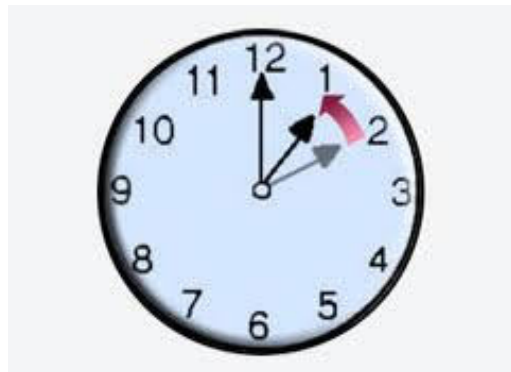
I CAN'T BELIEVE THAT NO ONE IN OUR CLUB DIDN'T



GO ON ANY JEEPSTER OUTINGS THIS SUMMER



MJA	
FINANCIAL REPORT	
September 30 , 2017	
MEMBERS 277	
08-31-17 balance	\$5,193.99
+ income	388.13
- expense	<u>1,142.02</u>
09-30-17 balance	\$ 4,440.10



Set your clock back 1 hour
Saturday night Nov. 4th
when you retire

JEEPSTER MERCHANDISE



Ladies Silk touch Polo \$28.00
Men's Polo and Denim shirts also available



Men's hats \$14.00 Ladies' White Mesh \$15.00 (not shown)

Koozies \$1.75 6/\$10.00



Lapel pins and patches - assortment of colors



Jeepster Silhouette \$20.00 one sided \$23.00 double sided

Visit www.midstatesjeepster.com for larger & colored photos of more MJA mdse

FOR SALE ITEMS

Note: for sale items will only be printed for THREE issues, the seller must reapply to continue ad

WANTED

Looking for a Jeepster Commando project vehicle. Automatic transmission and under \$5,000.

Dayle Moyer email Nich45@aol.com

non member request

11/17



50th Anniversary Suncatcher Medallion Still Available



Cleo Betts still has some suncatchers for sale for those who would like to purchase some. They are \$18.00 each which includes shipping

Contact Cleo at:

3706 Bent Oak Trail Elkhart IN 46517
574-293-5753 574-361-2025
cebkbet@live.com



FOR SALE



Jeepster 1948 with a 302 engine and automatic transmission. Both professionally rebuilt. Body is RED with a Black Belt, Red Interior and White Top. I've owned it for over 20 Years using it for Parades and Weddings. It is in good running condition and only needs a new owner. Contact 519-892-3745 or goz@golden.net, Located in South Western Ontario All offers will be considered.

Jeepster 1949 original drive train with over drive. Powered by an F head 161 cu. in. six cylinder engine which I'm told was the original engine. I have owned the vehicle for over Thirty years and driven it in Parades and Weddings. It is Red with a Black Belt White top and Red interior The transmission is the original Three Speed with the column shift. The brakes and steering are all Willy's Overland which was the original for the Jeepsters. It is still in storage, however it can be seen on short notice. Contact 519-893-3745 or goz@golden.net, Located in South Western Ontario. All offers will be considered.

Glenn Zeller #782



Jeepsterman Inc announces a new item that is now available.
Top Trim Grille Bar
 1950 and up Jeepster, SW, and PuTk
 \$75.00 chrome \$70.00 painted



MIDWEST WILLYS
 LLC

HARRY SHEETS


3708 S. 100 E.
 Crawfordsville
 IN 47933

www.midwestwillys.com (765) 362-2247

email: midwestwillysllc@gmail.com

"We Buy & Sell Quality Used Willys Parts."

YOUR NAME
CITY & STATE



MIDSTATES JEEPSTER ASSOCIATION

MJA NAME BADGES

2 1/4 " x 3" name badge with your choice of mounting, either **pin or magnetic** back.

\$11.50 each or 2 for \$17.00 includes shipping

Contact:

Unique Awards & Signs

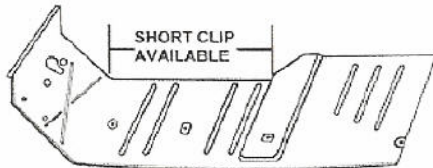
1865 Celina Rd. St. Marys, OH 45885

419-394-1612 1-800-425-4763

Unique@bright.net

Visa Master Card Discover

JEEPSTER FLOOR PANELS



Classic Enterprises
 - Restoration Reproduction



715-537-5422

www.ClassicEnt.com

WANTED TO BUY



If your project is finished and have some extra parts left over, let us know. We buy extra parts!

MIDWEST WILLYS
 LLC

HARRY SHEETS
 3708 S. 100 E
 Crawfordsville, IN
 47933

www.midwestwillys.com

765-362-2247

email: midwestwillysllc@gmail.com

SATURDAY 9-12
WEEKDAYS 9-5

THE JEEPSTERMAN, INC
Willys & Jeep Parts
1945 & up

SHELLEY
1-732-458-3966
1-732-458-9289 FAX
WWW.THEJEEPSTERMAN.COM

CHECK OUR WEBSITE - WWW.THEJEEPSTERMAN.COM

2W AND 4W JEEPSTER - STATION WAGON - PICK UP TRUCK
MB CJ2A-3-5 COMMANDO
SHEET METAL - MECHANICAL - ELECTRICAL & RUBBER PARTS
UPHOLSTERY - SEAT COVERS - TOPS
CARPETS & FLOOR MATS - HEADLINERS
LITERATURE, SHOP MANUALS, PARTS BOOKS,
OWNERS MANUALS & PAINT CHARTS
HUB CAPS

238 RAMTOWN GREENVILLE RD. • HOWELL, NJ 07731
PHONE ORDERS 9-5 EASTERN TIME • MONDAY - FRIDAY

HEIRLOOM RESTORATIONS OF AN AMERICAN ICON

WILLYS AMERICA

PARTS & RESTORATIONS
(707) 632-5258

Find us on
Facebook

Search:
Midstates Jeepster Association
Meets and More

KAISER WILLYS AUTO SUPPLY, LLC
★ JEEP PARTS AND ACCESSORIES ★

Jeepster and Willys Parts
Quality Parts for 1941-1971 Civilian & Military Models

FREE CATALOG
Order Your Copy Today!

~ Serving our customers for over 15 years ~

www.kaiserwillys.com ★ Toll Free: 1-888-648-4923

A WALCK'S EXCLUSIVE - TIGHTSTEER!



Now You Can Reduce The Free Play
In Your Steering Box With
TightSteer
The Only Free Play Reducer
for Ross® Steering Boxes

Find out more by clicking this banner
<http://walcks4wd.com/tightsteer>



WALCK'S
4 WHEEL DRIVE

All The Latest News!
Stop In and Visit Our WebSite

www.midstatesjeepster.com

Store Hours
Monday - Friday: 9:00am to 5:00pm
Saturday: 9:00am to 12:00pm
Sunday: Closed
Our Location: 700 Cedar Street
Bowmanstown, PA - 18030-0200
Find Us On:

We Accept

Check out with **PayPal**

Pay with Amazon

Sales and Support
If you need assistance or want to place an order over the phone, call us at (610) 852-3110.
info@walcks4wd.com | Report Website Issue
Secured By:

Board of Directors

Jeff Kellogg
Valley View, TX

Linda Woods
Little Suamico, WI.

Craig Hummel
Oregon, IL

George Little
Belvidere, IL

Al Barnikow
Bay City, MI



MJA FUTURE MEET SCHEDULE

SPRING MEET 2018

June 7- 8 - 9

Beloit, WI

Hosted by:

Wendell & Sandy Olson

FALL MEET 2018

Sept. 6 - 7 - 8

Sandusky, Ohio

Hosted by

Ralph & Polly Hagman



-- Organized 1966 --

*America's last production
"touring" car.*